



PRECISION REEL MOWERS

COMMERCIAL QUALITY • PROFESSIONAL RESULTS

GET A GOLF COURSE QUALITY CUT AT AN AFFORDABLE PRICE

RL20H CLASSIC SERIES 20" 5 or 7 Blade

VERSION	STANDARD	HIGH-CUT
Models	RL205H RL207H	RL205HC RL207HC
Total Cutting Height Range	3/8" to 1-7/8" (9.5mm to 47.5mm)	5/8" to 2-1/4" (16mm to 57mm)
Optimum Cutting Height Range	3/8" to 1-3/8" (9.5mm to 35mm)	1-1/4" to 2-1/4" (32mm to 57mm)



XR PROFESSIONAL 550 Engine
 • Overhead Valves
 • Cast Iron Cylinder Sleeve
 • Forged Crankshaft

OPTIONAL ENGINE



POWERED by **HONDA**
GX120

OPTIONAL FRONT ROLLER



Since 1935, California Trimmer mowers have been manufactured with the commitment to produce the best power reel mower available.

California Trimmer reel mowers will provide you with a healthy lawn that has the look of a finely manicured golf green. Rotary mowers tear and rip the grass removing nutrients resulting in brown spots, rough growth and thatch.



Reel mowers make very clean, sharp cuts, like a pair of scissors. When grass is cut in a clean, smooth manner, moisture and nutrients are locked in promoting healthy growth and less maintenance.





CONVENIENT CLUTCH SYSTEM

A simple hand lever controls the smooth engagement of the durable belt / chain drive which provides direct and variable speed mowing for every type of operating condition.

SUPERIOR CUTTING ACTION

Our reel and cutter bar are made of heat-treated high carbon steel for sharper blades and a longer lasting cut that provides beautiful results and improves overall lawn health.




HEAVY-DUTY DRIVE SYSTEMS

The main axle and reel blade shafts are supported by full-sized ball bearings and are driven by large chains and heat-treated sprockets.

9" DEEP TREAD DRIVE ROLLER

The extra-wide and grip textured surface area provides solid traction to effectively propel the mower while protecting the grass.



EXTRA-LARGE GRASS CATCHER

A capacity of up to 2 bushels (70 liters) reduces emptying stops and starts. Made from durable high-density polyethylene, their simple and convenient mounting method provides easy access and removal.

LIMITED WARRANTY COVERAGE
Reel Mower Chassis / Frame: 2-years residential / 1-year commercial
Briggs & Stratton XR550 Engine: 2-years residential & commercial
Honda GX120 Engine: 3-years all applications